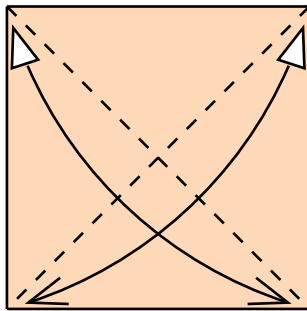


# 'Pajarita'

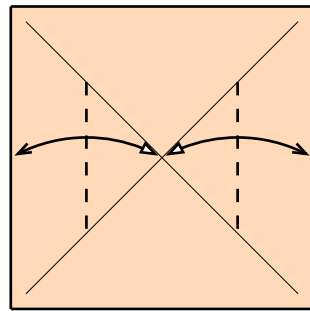
Design: Anonymous

Diagrams: Jerome Gout - Copyright 2001

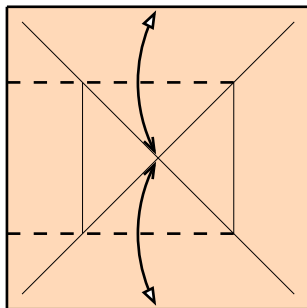
'Pjarita' means small bird in spanish.  
Original author of this model is unknown. I guess it comes from Spain.  
Difficulty : Simple - Use a mono colored 15cm square sheet.



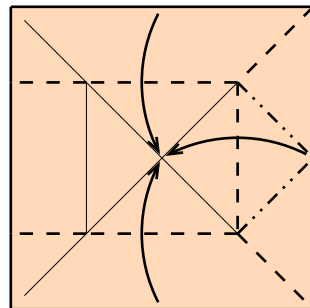
1- Mark diagonals.



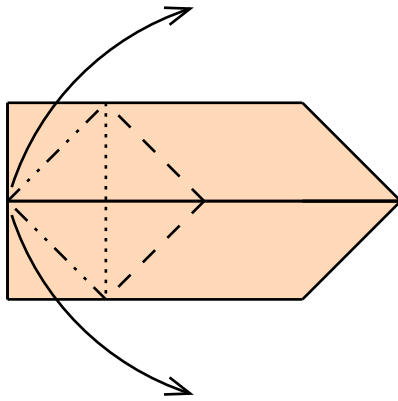
2- Make pinches inside both diagonals.



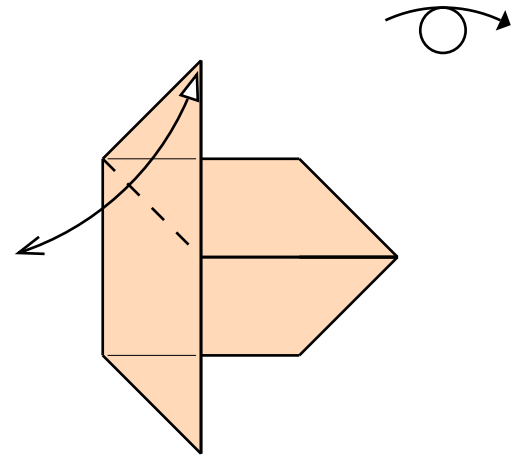
3-



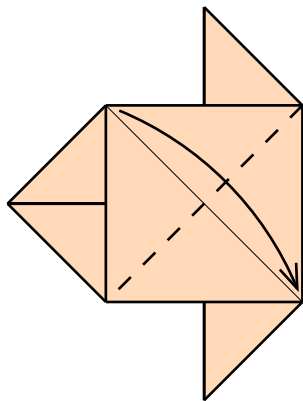
4- Use existant folds made in last two steps  
Make them concurrently



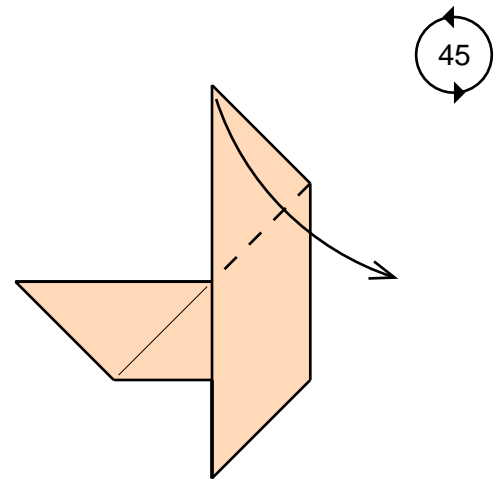
5- Open each layer to top and bottom  
Use also the hidden crease made in step 2,  
We show it using an x-ray fold



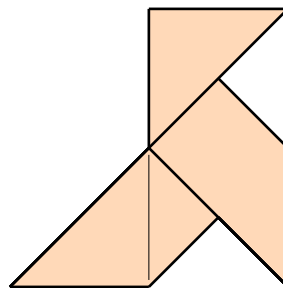
6- Here is the result !  
Fold unfold to make easier future fold  
Turn over horizontally.



7- Fold the model along the diagonal.



8- Reverse fold the 'pajarita' head  
Open model to reverse easily the fold.



9- Finished model !